

Young Learners

Pre
A1

Starting Out



By Terry Phillips

Free **Audio** Download



Scan the **QR Code** below to download the audio files for all the listening tasks of the book.

What is a QR code?

A QR code is a two-dimensional barcode that can be 'read' using a special FREE app on any tablet or smartphone.

How do I use the QR code?

Use the QR reader app on your smartphone or tablet, and hold it over the QR code, lining up the corners on the screen with the corners of the QR code. After two seconds, the reader should direct you to a webpage where you can download a zip (compressed) file with all the audio tracks for the listening activities. You can then unzip (or extract) the ZIP file and access the MP3 audio tracks.



Production and design: India Humphreys,
Toynbee Editorial Services
Editorial: Sufang Brassington, Richard Peacock
Illustrations: Shutterstock, Global Blended Learning
Audio recording: Wired Studios Ltd.

Published by GLOBAL ELT LTD
www.globalelt.co.uk email: orders@globalelt.co.uk
GLOBAL ELT LTD 2022

Every effort has been made to trace the copyright holders and we apologise in advance for any unintentional omission. We will be happy to insert the appropriate acknowledgements in any subsequent editions.

All rights reserved. No part of this publication may be reproduced, stored in a retrieval system, or transmitted in any form or by any means, electronic, mechanical, photocopying, recording or otherwise, without the prior permission in writing of the Publisher. Any person who does any unauthorised act in relation to this publication may be liable to criminal prosecution and civil claims for damages.

A catalogue record of this book is available from the British Library.

Components:

- Student's Book - ISBN: 9781781649619
- Overprinted Edition with Answers - ISBN: 9781781649626
- Self-Study Edition - ISBN: 9781781649633
- Audio CDs - ISBN: 9781781649640



Section 1	Welcome!	page 4
Section 2	Meet my family!	page 28
Section 3	Let's go to zoo!	page 54



Section 1

Contents

1. Hello. I'm Harry.	6
2. Nice to meet you!	8
3. I'm Victor Caron.	9
4. I'm 9.	10
5. My favourite colour is blue.	11
6. I'm from Greece.	12
7. What's your name?	13
8. What's your favourite ...?	14
9. My favourite things are ...	15
10. Where's my T-shirt?	16
11. Japan is a country.	20
12. How do you spell ...?	21
13. What's the name?	22
14. All about me!	23
Test day!	24

Vocabulary themes

- Colours
- Drinks
- Names
- Numbers
- Sports



Yuko



Welcome!

Summer Camp!



**Harry**

the USA

**Minh**

Vietnam

**Ali**

Egypt

**Joon**

South Korea

1.  ① Listen and point at the children.

Hello, I'm Harry. I'm from the USA.

Hello, I'm Minh. I'm from Vietnam.

Hello, my name's Joon. I'm from South Korea.

Hello, I'm Barbara. I'm from Australia.

Hi, I'm Ali. I'm from Egypt.

Hi, I'm Kiki. I'm from Greece.

Hello, I'm Victor. I'm from France.

Hi, my name's Yuko. I'm from Japan.



Victor

France



Barbara

Australia



Yuko

Japan



Kiki


Greece

2. Listen and point at the photographs.



Hello, I'm Harry.
I'm from the USA.



1. Write words from the box in the sentences. There is one example.   Listen and check.

Vietnam from Hello I'm too you



- A: Hello, I'm Harry.
 B: Hello, I'm Minh.
 A: Nice to meet you.
 B: Nice to meet you, too.
 A: I'm from the USA.
 B: I'm from Vietnam.

2. Practise the conversation with your partner. Use your name and your country.



Hello!

1. ④ Listen. Tick (✓) the name badge.

Summer Camp

First name: Victor

Family name: Caron

a

Summer Camp

First name: Kiki

Family name: Pallas

b

Summer Camp

First name: Ali

Family name: Al Hamadi

c

2. Write your name on the badge.

Summer Camp

First name: Kiki

Family name: Kiki Pallas

Magic time!

1. ⑤ Look and listen.

How do you spell it?

H-A-R-R-Y.

2. Look at the table. ⑥ Listen and repeat.

3. ⑦ Listen and write.

- a. H ^A R R ^Y
- b. M I ^N H
- c. V ^I C T ^O R
- d. A L ^I
- e. J O O N ^N
- f. Y U ^K O
- g. B ^A R B ^A R A
- h. K I ^K I

4. Spell your name in English.

The letters of the alphabet

/eɪ/	/i:/	/e/	/u:/	/aɪ/	/ɑ:/	/əʊ/
eight	three	ten	two	five	are	no
A	B	F	Q	I	R	O
H	C	L	U	Y		
		M				
J	D	N	W			
K	E	S				
	G	X				
	P	Z**				
	T					
	V					
	Z*					

* American English ** British English




1. ⑧ Listen and write.

- a. Harry's ...10... He's in Year ...4...
 b. Minh's ...9... She's in Year ...3...

2. Circle (○) your age.

3. Box (□) your school year.

1. Listen and number. There are two examples.



2. Listen and speak.

Example:

A: What's number 1?

B: It's red.

A: What's your favourite colour?

B: It's green.



1



2



3



am / is / are

1. Look at Table A. 11

A

I	am 'm	Harry	
You	are 're	Minh	
He	is 's	Victor	
She	is 's	Yuko	

Where	are	you	from	?
	is 's	he she		

I	am 'm	from	Egypt	
You	are 're		Greece	
He	is 's		the USA	
She	is 's		Vietnam	

2. Look at pictures 1–8 and the children.

Find out:

Who are they?
Where are they from?

3. Listen and answer.

Example:

Who's number 1?

Where's he from?

It's Harry.

He's from the USA.

2. Who's number 2? Where's she from?

It's Minh. She's from Vietnam.

3. Who's number 3? Where's he from?

It's Victor. He's from France.

4. Who's number 4? Where's he from?

It's Ali. He's from Egypt.

5. Who's number 5? Where's he from?

It's Joon. He's from South Korea.

6. Who's number 6? Where's she from?

It's Yuko. She's from Japan.

7. Who's number 7? Where's she from?

It's Barbara. She's from Australia.



8. Who's number 8? Where's she from?

It's Kiki. She's from Greece.

7 What's your name?

Pre A1

Starting Out



my / your

1. Look at Table B. 12

B

What	is	your	name	?
	's			
.....				
My	name	is	Harry	.
		's		

2. Go around the class. Introduce yourself to your classmates. Ask and answer.

Begin with: Hello, my name's ...
What's your name?